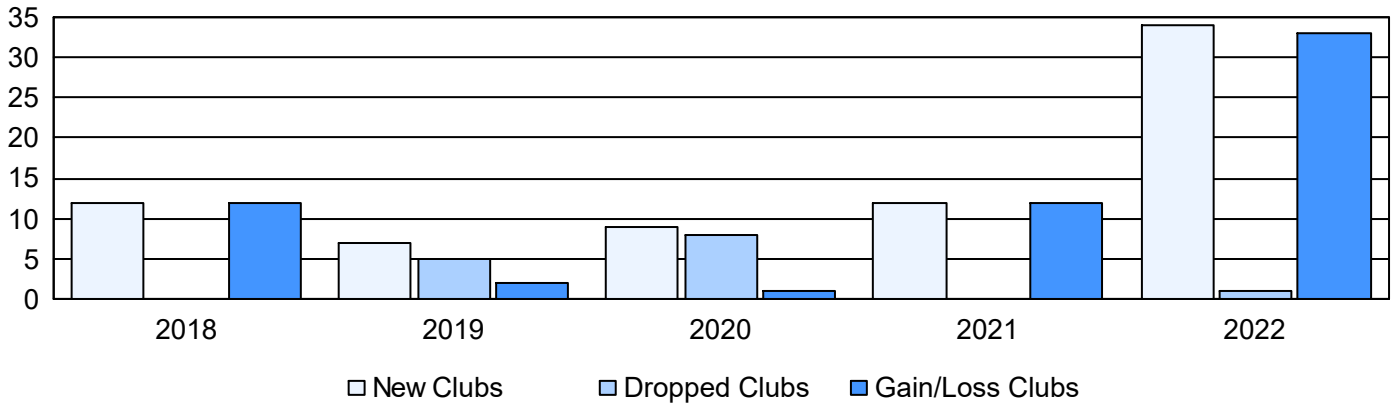
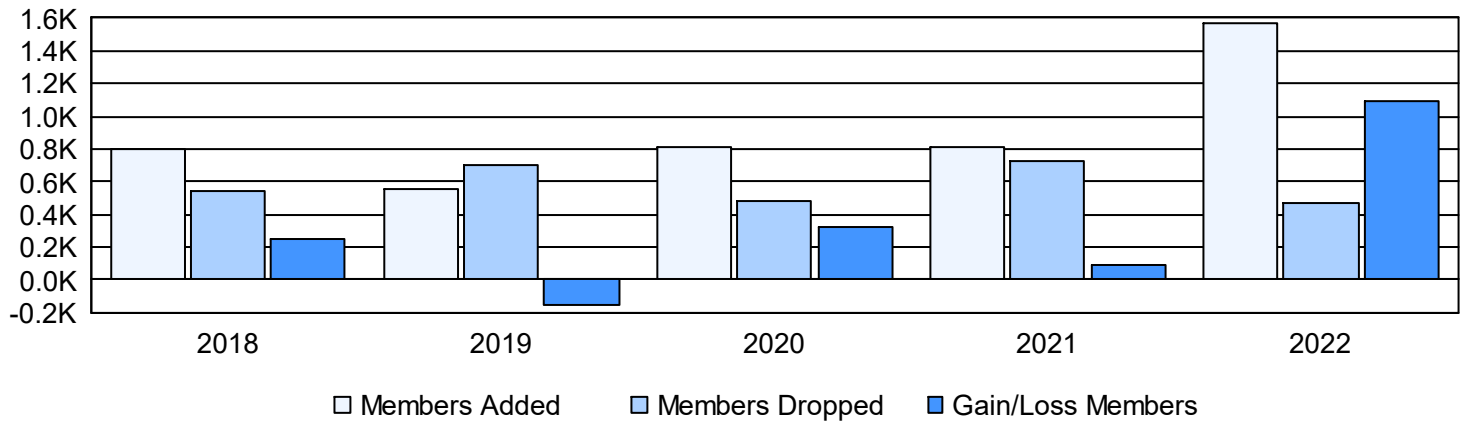


| Year | New Clubs | Dropped Clubs | Gain/ Loss Clubs | New Members | Charter Members | Reinstate Members | Transfer Members | Total Member Added | Total Members Dropped | Gain/ Loss Members |
|----------------|-----------|---------------|------------------|-------------|-----------------|-------------------|------------------|--------------------|-----------------------|--------------------|
| 2017-2018 | 12 | 0 | 12 | 402 | 303 | 79 | 10 | 794 | 547 | 247 |
| 2018-2019 | 7 | 5 | 2 | 232 | 182 | 130 | 10 | 554 | 706 | -152 |
| 2019-2020 | 9 | 8 | 1 | 504 | 252 | 45 | 7 | 808 | 481 | 327 |
| 2020-2021 | 12 | 0 | 12 | 438 | 291 | 67 | 16 | 812 | 721 | 91 |
| 2021-2022 | 34 | 1 | 33 | 634 | 823 | 100 | 15 | 1,572 | 475 | 1,097 |
| Average | 15 | 3 | 12 | 442 | 370 | 84 | 12 | 908 | 586 | 322 |

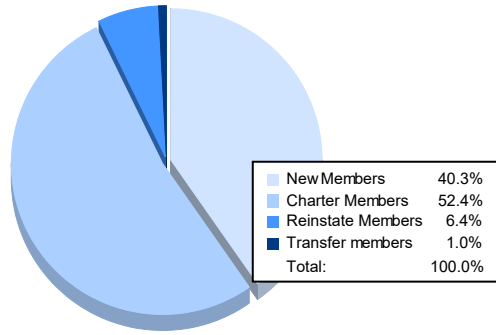
Clubs



Members



Membership Composition June 2022 Cumulative



Gender Composition June 2022 Cumulative

